



K L INDUSTRIES®

TUBULAR POLES




STANDARD FEATURES

- ∴ Made of High Tensile Strength MS Pipe.
- ∴ Pipes are cut to size length for consistent aesthetic looks
- ∴ MS Pipe conforming to IS 1161 / 1239 are used for making the poles sturdy and safe.
- ∴ Modern Inbuilt Junction Box available on request
- ∴ Poles are available with various types brackets
- ∴ Poles and bracket are Red Oxide Painted
- ∴ Rust proof, Poles are hot dip galvanized by 7 tank process are also used for areas with high humidity
- ∴ PU painted poles are also available on request
- ∴ For poles with base plate, template is provided as per PCD of the base plate for hassle free foundation
- ∴ Slots provided on the base plate for ease of erection on foundation bolts
- ∴ Poles are designed with BIS standards to withstand wind speed up to 180kmph
- ∴ Easy to replace



RED OXIDE PAINTED BRACKET



HDGI STEPDRAWN POLES



PU PAINTED HDGI TUBULAR POLE



PU PAINTED BEND POLE

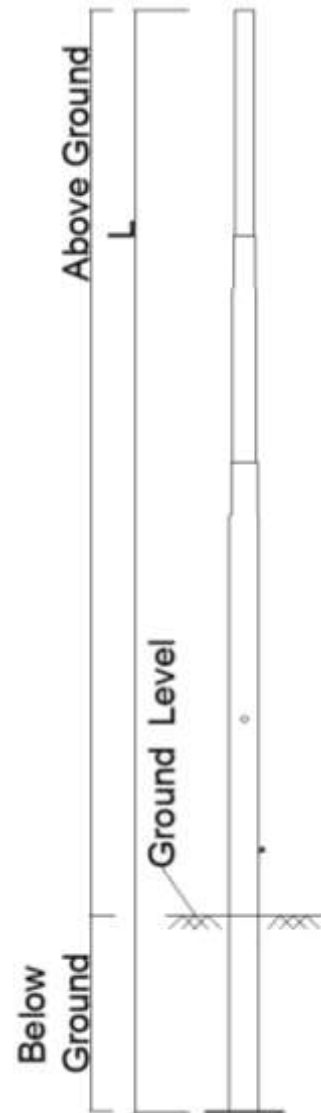


MUMBAI FREEWAY STEPDRAWN POLES

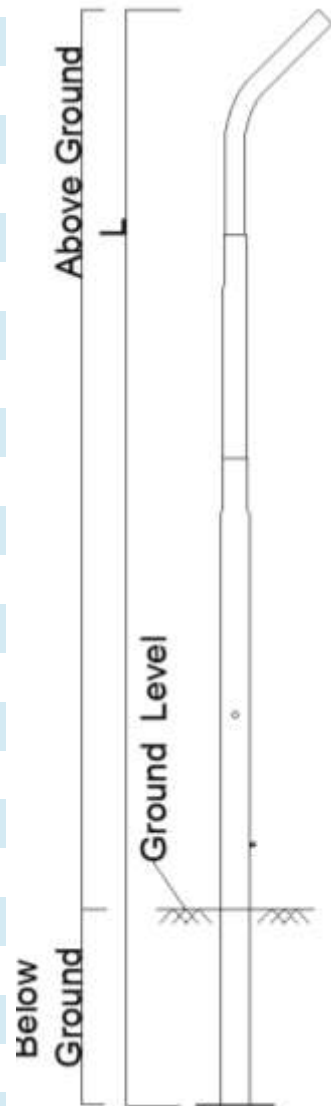


CCTV SURVEILLANCE POLES

DESIGNATION IS 2713	OVERALL LENGTH M	HEIGHT ABOVE GROUND M	LENGTH OF SECTIONS			OUTSIDE DIAMETER & THICKNESS		
			BOTTOM M	MIDDLE M	TOP M	BOTTOM MM	MIDDLE MM	TOP MM
			410 - SP - 1	7.00	5.75	4.00	1.50	1.50
410 - SP - 2	7.00	5.75	4.00	1.50	1.50	114.3 x 4.50	88.9 x 4.05	76.1 x 3.25
410 - SP - 3	7.00	5.75	4.00	1.50	1.50	114.3 x 5.40	88.9 x 4.85	76.1 x 3.25
410 - SP - 4	7.50	6.25	4.50	1.50	1.50	114.3 x 3.65	88.9 x 3.25	76.1 x 3.25
410 - SP - 5	7.50	6.25	4.50	1.50	1.50	114.3 x 4.50	88.9 x 4.05	76.1 x 3.25
410 - SP - 6	7.50	6.25	4.50	1.50	1.50	114.3 x 5.40	88.9 x 4.85	76.1 x 3.25
410 - SP - 7	7.50	6.25	4.50	1.50	1.50	139.7 x 4.50	114.3 x 3.65	88.9 x 3.25
410 - SP - 8	7.50	6.25	4.50	1.50	1.50	139.7 x 4.85	114.3 x 3.65	88.9 x 3.25
410 - SP - 9	7.50	6.25	4.50	1.50	1.50	139.7 x 5.40	114.3 x 3.65	88.9 x 3.25
410 - SP - 10	8.00	6.50	4.50	1.75	1.75	114.3 x 3.65	88.9 x 3.25	76.1 x 3.25
410 - SP - 11	8.00	6.50	4.50	1.75	1.75	114.3 x 4.50	88.9 x 4.05	76.1 x 3.25
410 - SP - 12	8.00	6.50	4.50	1.75	1.75	114.3 x 5.40	88.9 x 4.85	76.1 x 3.25
410 - SP - 13	8.00	6.50	4.50	1.75	1.75	139.7 x 4.50	114.3 x 3.65	88.9 x 3.25
410 - SP - 14	8.00	6.50	4.50	1.75	1.75	139.7 x 4.85	114.3 x 4.50	88.9 x 3.25
410 - SP - 15	8.00	6.50	4.50	1.75	1.75	139.7 x 5.40	114.3 x 4.50	88.9 x 3.25
410 - SP - 16	8.50	7.00	5.00	1.75	1.75	114.3 x 3.65	88.9 x 3.25	76.1 x 3.25
410 - SP - 17	8.50	7.00	5.00	1.75	1.75	114.3 x 4.50	88.9 x 4.05	76.1 x 3.25
410 - SP - 18	8.50	7.00	5.00	1.75	1.75	114.3 x 5.40	88.9 x 4.85	76.1 x 3.25
410 - SP - 19	8.50	7.00	5.00	1.75	1.75	139.7 x 4.50	114.3 x 3.65	88.9 x 3.25
410 - SP - 20	8.50	7.00	5.00	1.75	1.75	139.7 x 4.85	114.3 x 3.65	88.9 x 3.25
410 - SP - 21	8.50	7.00	5.00	1.75	1.75	139.7 x 5.40	114.3 x 4.50	88.9 x 3.25
410 - SP - 22	8.50	7.00	5.00	1.75	1.75	165.1 x 4.50	139.7 x 4.50	114.3 x 3.65
410 - SP - 23	8.50	7.00	5.00	1.75	1.75	165.1 x 4.85	139.7 x 4.50	114.3 x 3.65
410 - SP - 24	8.50	7.00	5.00	1.75	1.75	165.1 x 5.40	139.7 x 4.50	114.3 x 3.65
410 - SP - 25	9.00	7.50	5.00	2.00	2.00	114.3 x 3.65	88.9 x 3.25	76.1 x 3.25
410 - SP - 26	9.00	7.50	5.00	2.00	2.00	114.3 x 4.50	88.9 x 4.05	76.1 x 3.25
410 - SP - 27	9.00	7.50	5.00	2.00	2.00	114.3 x 5.40	88.9 x 4.85	76.1 x 3.25
410 - SP - 28	9.00	7.50	5.00	2.00	2.00	139.7 x 4.50	114.3 x 3.65	88.9 x 3.25
410 - SP - 29	9.00	7.50	5.00	2.00	2.00	139.7 x 4.85	114.3 x 4.50	88.9 x 3.25
410 - SP - 30	9.00	7.50	5.00	2.00	2.00	139.7 x 5.40	114.3 x 4.50	88.9 x 3.25
410 - SP - 31	9.00	7.50	5.00	2.00	2.00	165.1 x 4.50	139.7 x 4.50	114.3 x 3.65
410 - SP - 32	9.00	7.50	5.00	2.00	2.00	165.1 x 4.85	139.7 x 4.50	114.3 x 3.65
410 - SP - 33	9.00	7.50	5.00	2.00	2.00	165.1 x 5.40	139.7 x 4.50	114.3 x 3.65
410 - SP - 34	9.50	7.70	5.00	2.25	2.25	139.7 x 4.50	114.3 x 4.50	88.9 x 3.25
410 - SP - 35	9.50	7.70	5.00	2.25	2.25	139.7 x 4.85	114.3 x 4.50	88.9 x 3.25
410 - SP - 36	9.50	7.70	5.00	2.25	2.25	139.7 x 5.40	114.3 x 4.50	88.9 x 3.25
410 - SP - 37	9.50	7.70	5.00	2.25	2.25	165.1 x 4.50	139.7 x 4.50	114.3 x 3.65
410 - SP - 38	9.50	7.70	5.00	2.25	2.25	165.1 x 4.85	139.7 x 4.50	114.3 x 3.65
410 - SP - 39	9.50	7.70	5.00	2.25	2.25	165.1 x 5.40	139.7 x 4.50	114.3 x 3.65



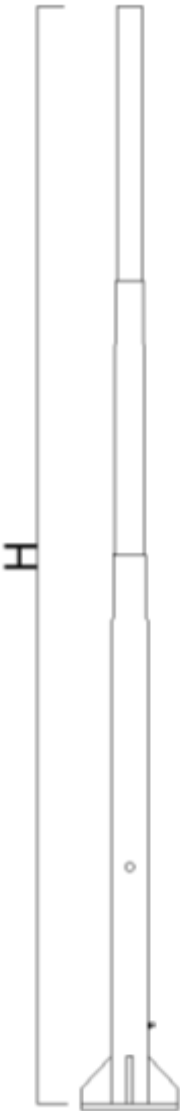
DESIGNATION IS 2713	OVERALL LENGTH	HEIGHT ABOVE GROUND	LENGTH OF SECTIONS			OUTSIDE DIAMETER & THICKNESS		
			BOTTOM	MIDDLE	TOP	BOTTOM	MIDDLE	TOP
			M	M	M	MM	MM	MM
410 - SP - 40	10.00	8.20	5.20	2.40	2.40	139.7 x 4.50	114.3 x 4.50	88.9 x 3.25
410 - SP - 41	10.00	8.20	5.20	2.40	2.40	139.7 x 4.85	114.3 x 4.50	88.9 x 3.25
410 - SP - 42	10.00	8.20	5.20	2.40	2.40	139.7 x 5.40	114.3 x 4.50	88.9 x 3.25
410 - SP - 43	10.00	8.20	5.20	2.40	2.40	165.1 x 4.50	139.7 x 4.50	114.3 x 3.65
410 - SP - 44	10.00	8.20	5.20	2.40	2.40	165.1 x 4.85	139.7 x 4.50	114.3 x 3.65
410 - SP - 45	10.00	8.20	5.20	2.40	2.40	165.1 x 5.40	139.7 x 4.50	114.3 x 3.65
410 - SP - 46	10.00	8.20	5.20	2.40	2.40	193.7 x 4.85	165.1 x 4.50	139.7 x 4.50
410 - SP - 47	10.00	8.20	5.20	2.40	2.40	193.7 x 5.40	165.1 x 4.50	139.7 x 4.50
410 - SP - 48	10.00	8.20	5.20	2.40	2.40	193.7 x 5.90	165.1 x 4.50	139.7 x 4.50
410 - SP - 49	11.00	9.20	5.60	2.70	2.70	139.7 x 4.50	114.3 x 4.50	88.9 x 3.25
410 - SP - 50	11.00	9.20	5.60	2.70	2.70	139.7 x 4.85	114.3 x 4.50	88.9 x 3.25
410 - SP - 51	11.00	9.20	5.60	2.70	2.70	139.7 x 5.40	114.3 x 5.40	88.9 x 3.25
410 - SP - 52	11.00	9.20	5.60	2.70	2.70	165.1 x 4.50	139.7 x 4.50	114.3 x 3.65
410 - SP - 53	11.00	9.20	5.60	2.70	2.70	165.1 x 4.85	139.7 x 4.50	114.3 x 3.65
410 - SP - 54	11.00	9.20	5.60	2.70	2.70	165.1 x 5.40	139.7 x 4.50	114.3 x 3.65
410 - SP - 55	11.00	9.20	5.60	2.70	2.70	193.7 x 4.85	165.1 x 4.50	139.7 x 4.50
410 - SP - 56	11.00	9.20	5.60	2.70	2.70	193.7 x 5.40	165.1 x 4.50	139.7 x 4.50
410 - SP - 57	11.00	9.20	5.60	2.70	2.70	193.7 x 5.90	165.1 x 4.85	139.7 x 4.50
410 - SP - 58	12.00	10.00	5.80	3.10	3.10	165.1 x 4.50	139.7 x 4.50	114.3 x 3.65
410 - SP - 59	12.00	10.00	5.80	3.10	3.10	165.1 x 4.85	139.7 x 4.50	114.3 x 3.65
410 - SP - 60	12.00	10.00	5.80	3.10	3.10	165.1 x 5.40	139.7 x 4.50	114.3 x 3.65
410 - SP - 61	12.00	10.00	5.80	3.10	3.10	193.7 x 4.85	165.1 x 4.50	139.7 x 4.50
410 - SP - 62	12.00	10.00	5.80	3.10	3.10	193.7 x 5.40	165.1 x 4.50	139.7 x 4.50
410 - SP - 63	12.00	10.00	5.80	3.10	3.10	193.7 x 5.90	165.1 x 4.85	139.7 x 4.50
410 - SP - 64	12.00	10.00	5.80	3.10	3.10	219.1 x 4.85	193.7 x 4.85	165.1 x 4.50
410 - SP - 65	12.00	10.00	5.80	3.10	3.10	219.1 x 5.60	193.7 x 4.85	165.1 x 4.50
410 - SP - 66	12.00	10.00	5.80	3.10	3.10	219.1 x 5.90	193.7 x 4.85	165.1 x 4.50
410 - SP - 67	13.00	11.00	5.80	3.60	3.60	193.7 x 4.85	165.1 x 4.50	139.7 x 4.50
410 - SP - 68	13.00	11.00	5.80	3.60	3.60	193.7 x 5.40	165.1 x 4.85	139.7 x 4.50
410 - SP - 69	13.00	11.00	5.80	3.60	3.60	193.7 x 5.90	165.1 x 5.40	139.7 x 4.50
410 - SP - 70	13.00	11.00	5.80	3.60	3.60	219.1 x 4.85	193.7 x 4.85	165.1 x 4.50
410 - SP - 71	13.00	11.00	5.80	3.60	3.60	219.1 x 5.60	193.7 x 4.85	165.1 x 4.50
410 - SP - 72	13.00	11.00	5.80	3.60	3.60	219.1 x 5.90	193.7 x 4.85	165.1 x 4.50
410 - SP - 73	14.50	12.50	6.50	4.00	4.00	193.7 x 5.40	165.1 x 4.85	139.7 x 4.50
410 - SP - 74	14.50	12.50	6.50	4.00	4.00	193.7 x 5.90	165.1 x 5.40	139.7 x 4.50
410 - SP - 75	14.50	12.50	6.50	4.00	4.00	219.1 x 5.60	193.7 x 4.85	165.1 x 4.50
410 - SP - 76	14.50	12.50	6.50	4.00	4.00	219.1 x 5.90	193.7 x 4.85	165.1 x 4.50



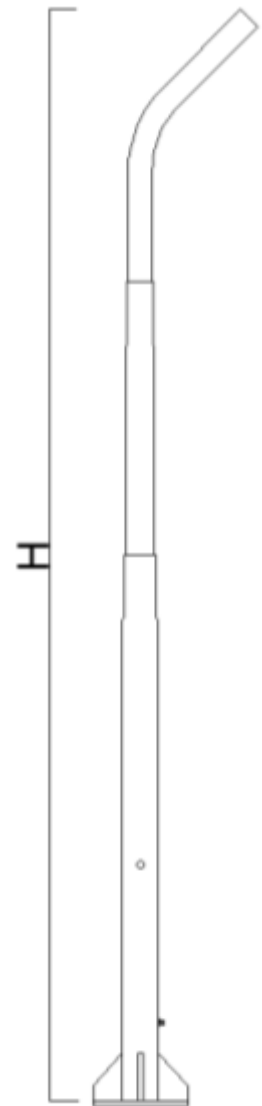
∴ TOLERANCE AS PER IS 2173 PART I & II ARE APPLICABLE

∴ DATA SUBJECT TO CHANGE WITHOUT NOTICE

DESIGNATION IS 2713	OVERALL EIGHT M	LENGTH OF SECTIONS			OUTSIDE DIAMETER & THICKNESS		
		BOTTOM M	MIDDLE M	TOP M	BOTTOM MM	MIDDLE MM	TOP MM
410 - SP - 1	5.75	2.75	1.50	1.50	114.3 x 3.65	88.9 x 3.25	76.1 x 3.25
410 - SP - 2	5.75	2.75	1.50	1.50	114.3 x 4.50	88.9 x 4.05	76.1 x 3.25
410 - SP - 3	5.75	2.75	1.50	1.50	114.3 x 5.40	88.9 x 4.85	76.1 x 3.25
410 - SP - 4	6.25	3.25	1.50	1.50	114.3 x 3.65	88.9 x 3.25	76.1 x 3.25
410 - SP - 5	6.25	3.25	1.50	1.50	114.3 x 4.50	88.9 x 4.05	76.1 x 3.25
410 - SP - 6	6.25	3.25	1.50	1.50	114.3 x 5.40	88.9 x 4.85	76.1 x 3.25
410 - SP - 7	6.25	3.25	1.50	1.50	139.7 x 4.50	114.3 x 3.65	88.9 x 3.25
410 - SP - 8	6.25	3.25	1.50	1.50	139.7 x 4.85	114.3 x 3.65	88.9 x 3.25
410 - SP - 9	6.25	3.25	1.50	1.50	139.7 x 5.40	114.3 x 3.65	88.9 x 3.25
410 - SP - 10	6.50	3.00	1.75	1.75	114.3 x 3.65	88.9 x 3.25	76.1 x 3.25
410 - SP - 11	6.50	3.00	1.75	1.75	114.3 x 4.50	88.9 x 4.05	76.1 x 3.25
410 - SP - 12	6.50	3.00	1.75	1.75	114.3 x 5.40	88.9 x 4.85	76.1 x 3.25
410 - SP - 13	6.50	3.00	1.75	1.75	139.7 x 4.50	114.3 x 3.65	88.9 x 3.25
410 - SP - 14	6.50	3.00	1.75	1.75	139.7 x 4.85	114.3 x 4.50	88.9 x 3.25
410 - SP - 15	6.50	3.00	1.75	1.75	139.7 x 5.40	114.3 x 4.50	88.9 x 3.25
410 - SP - 16	7.00	3.50	1.75	1.75	114.3 x 3.65	88.9 x 3.25	76.1 x 3.25
410 - SP - 17	7.00	3.50	1.75	1.75	114.3 x 4.50	88.9 x 4.05	76.1 x 3.25
410 - SP - 18	7.00	3.50	1.75	1.75	114.3 x 5.40	88.9 x 4.85	76.1 x 3.25
410 - SP - 19	7.00	3.50	1.75	1.75	139.7 x 4.50	114.3 x 3.65	88.9 x 3.25
410 - SP - 20	7.00	3.50	1.75	1.75	139.7 x 4.85	114.3 x 3.65	88.9 x 3.25
410 - SP - 21	7.00	3.50	1.75	1.75	139.7 x 5.40	114.3 x 4.50	88.9 x 3.25
410 - SP - 22	7.00	3.50	1.75	1.75	165.1 x 4.50	139.7 x 4.50	114.3 x 3.65
410 - SP - 23	7.00	3.50	1.75	1.75	165.1 x 4.85	139.7 x 4.50	114.3 x 3.65
410 - SP - 24	7.00	3.50	1.75	1.75	165.1 x 5.40	139.7 x 4.50	114.3 x 3.65
410 - SP - 25	7.50	3.50	2.00	2.00	114.3 x 3.65	88.9 x 3.25	76.1 x 3.25
410 - SP - 26	7.50	3.50	2.00	2.00	114.3 x 4.50	88.9 x 4.05	76.1 x 3.25
410 - SP - 27	7.50	3.50	2.00	2.00	114.3 x 5.40	88.9 x 4.85	76.1 x 3.25
410 - SP - 28	7.50	3.50	2.00	2.00	139.7 x 4.50	114.3 x 3.65	88.9 x 3.25
410 - SP - 29	7.50	3.50	2.00	2.00	139.7 x 4.85	114.3 x 4.50	88.9 x 3.25
410 - SP - 30	7.50	3.50	2.00	2.00	139.7 x 5.40	114.3 x 4.50	88.9 x 3.25
410 - SP - 31	7.50	3.50	2.00	2.00	165.1 x 4.50	139.7 x 4.50	114.3 x 3.65
410 - SP - 32	7.50	3.50	2.00	2.00	165.1 x 4.85	139.7 x 4.50	114.3 x 3.65
410 - SP - 33	7.50	3.50	2.00	2.00	165.1 x 5.40	139.7 x 4.50	114.3 x 3.65
410 - SP - 34	7.70	3.20	2.25	2.25	139.7 x 4.50	114.3 x 4.50	88.9 x 3.25
410 - SP - 35	7.70	3.20	2.25	2.25	139.7 x 4.85	114.3 x 4.50	88.9 x 3.25
410 - SP - 36	7.70	3.20	2.25	2.25	139.7 x 5.40	114.3 x 4.50	88.9 x 3.25
410 - SP - 37	7.70	3.20	2.25	2.25	165.1 x 4.50	139.7 x 4.50	114.3 x 3.65
410 - SP - 38	7.70	3.20	2.25	2.25	165.1 x 4.85	139.7 x 4.50	114.3 x 3.65
410 - SP - 39	7.70	3.20	2.25	2.25	165.1 x 5.40	139.7 x 4.50	114.3 x 3.65



DESIGNATION IS 2173	OVERALL HEIGHT M	LENGTH OF SECTIONS			OUTSIDE DIAMETER & THICKNESS		
		BOTTOM	MIDDLE	TOP	BOTTOM	MIDDLE	TOP
		M	M	M	MM	MM	MM
410 - SP - 40	8.20	3.40	2.40	2.40	139.7 x 4.50	114.3 x 4.50	88.9 x 3.25
410 - SP - 41	8.20	3.40	2.40	2.40	139.7 x 4.85	114.3 x 4.50	88.9 x 3.25
410 - SP - 42	8.20	3.40	2.40	2.40	139.7 x 5.40	114.3 x 4.50	88.9 x 3.25
410 - SP - 43	8.20	3.40	2.40	2.40	165.1 x 4.50	139.7 x 4.50	114.3 x 3.65
410 - SP - 44	8.20	3.40	2.40	2.40	165.1 x 4.85	139.7 x 4.50	114.3 x 3.65
410 - SP - 45	8.20	3.40	2.40	2.40	165.1 x 5.40	139.7 x 4.50	114.3 x 3.65
410 - SP - 46	8.20	3.40	2.40	2.40	193.7 x 4.85	165.1 x 4.50	139.7 x 4.50
410 - SP - 47	8.20	3.40	2.40	2.40	193.7 x 5.40	165.1 x 4.50	139.7 x 4.50
410 - SP - 48	8.20	3.40	2.40	2.40	193.7 x 5.90	165.1 x 4.50	139.7 x 4.50
410 - SP - 49	9.20	3.80	2.70	2.70	139.7 x 4.50	114.3 x 4.50	88.9 x 3.25
410 - SP - 50	9.20	3.80	2.70	2.70	139.7 x 4.85	114.3 x 4.50	88.9 x 3.25
410 - SP - 51	9.20	3.80	2.70	2.70	139.7 x 5.40	114.3 x 5.40	88.9 x 3.25
410 - SP - 52	9.20	3.80	2.70	2.70	165.1 x 4.50	139.7 x 4.50	114.3 x 3.65
410 - SP - 53	9.20	3.80	2.70	2.70	165.1 x 4.85	139.7 x 4.50	114.3 x 3.65
410 - SP - 54	9.20	3.80	2.70	2.70	165.1 x 5.40	139.7 x 4.50	114.3 x 3.65
410 - SP - 55	9.20	3.80	2.70	2.70	193.7 x 4.85	165.1 x 4.50	139.7 x 4.50
410 - SP - 56	9.20	3.80	2.70	2.70	193.7 x 5.40	165.1 x 4.50	139.7 x 4.50
410 - SP - 57	9.20	3.80	2.70	2.70	193.7 x 5.90	165.1 x 4.85	139.7 x 4.50
410 - SP - 58	10.00	3.80	3.10	3.10	165.1 x 4.50	139.7 x 4.50	114.3 x 3.65
410 - SP - 59	10.00	3.80	3.10	3.10	165.1 x 4.85	139.7 x 4.50	114.3 x 3.65
410 - SP - 60	10.00	3.80	3.10	3.10	165.1 x 5.40	139.7 x 4.50	114.3 x 3.65
410 - SP - 61	10.00	3.80	3.10	3.10	193.7 x 4.85	165.1 x 4.50	139.7 x 4.50
410 - SP - 62	10.00	3.80	3.10	3.10	193.7 x 5.40	165.1 x 4.50	139.7 x 4.50
410 - SP - 63	10.00	3.80	3.10	3.10	193.7 x 5.90	165.1 x 4.85	139.7 x 4.50
410 - SP - 64	10.00	3.80	3.10	3.10	219.1 x 4.85	193.7 x 4.85	165.1 x 4.50
410 - SP - 65	10.00	3.80	3.10	3.10	219.1 x 5.60	193.7 x 4.85	165.1 x 4.50
410 - SP - 66	10.00	3.80	3.10	3.10	219.1 x 5.90	193.7 x 4.85	165.1 x 4.50
410 - SP - 67	11.00	3.80	3.60	3.60	193.7 x 4.85	165.1 x 4.50	139.7 x 4.50
410 - SP - 68	11.00	3.80	3.60	3.60	193.7 x 5.40	165.1 x 4.85	139.7 x 4.50
410 - SP - 69	11.00	3.80	3.60	3.60	193.7 x 5.90	165.1 x 5.40	139.7 x 4.50
410 - SP - 70	11.00	3.80	3.60	3.60	219.1 x 4.85	193.7 x 4.85	165.1 x 4.50
410 - SP - 71	11.00	3.80	3.60	3.60	219.1 x 5.60	193.7 x 4.85	165.1 x 4.50
410 - SP - 72	11.00	3.80	3.60	3.60	219.1 x 5.90	193.7 x 4.85	165.1 x 4.50
410 - SP - 73	12.50	4.50	4.00	4.00	193.7 x 5.40	165.1 x 4.85	139.7 x 4.50
410 - SP - 74	12.50	4.50	4.00	4.00	193.7 x 5.90	165.1 x 5.40	139.7 x 4.50
410 - SP - 75	12.50	4.50	4.00	4.00	219.1 x 5.60	193.7 x 4.85	165.1 x 4.50
410 - SP - 76	12.50	4.50	4.00	4.00	219.1 x 5.90	193.7 x 4.85	165.2x 4.50



∴ TOLERANCE AS PER IS 2173 PART I & II ARE APPLICABLE

∴ DATA SUBJECT TO CHANGE WITHOUT NOTICE

MANUFACTURER OF

1. Polygonal Poles
 - a. Octagonal Poles
 - b. Conical Poles
 - c. Hexagonal Poles
 - d. Square Pole
 - e. Triangular Pole
2. Tubular Poles
 - a. Swaged Pole
 - b. Step Drawn Poles
 - c. Platform Poles
 - d. Bend Poles
3. Special Poles
 - a. Mid-Hinged poles
 - b. Surveillance poles
 - c. Flood lighting poles
 - d. Designer poles for garden/
townships/ societies
 - e. Solar poles
 - f. Signage poles
4. High Mast
5. Accessories
 - e. Bracket
 - f. Foundation Bolts
 - g. Junction Box
 - h. Junction Box Mounting
Accessories
 - i. Camera Mounting
Accessories
 - j. Solar Mounting
Accessories
 - k. Gantries



Plant 1: W-5(A) MIDC, Mahad, Raigad – 403609

Plant 2: Survey No. 72, Shedung- Shangada Road, Ajivali Village, Panvel - 410216

Office: B-2/111 K L HOUSE, Rajawadi CHS, Chitranjan Nagar, Ghatkopar East, Mumbai - 400077

Phone: +91 9137 696 739 / +91 222 5086 384 / +91 222 5086 112

Website: klindustries.in **E-mail:** kli@live.in